

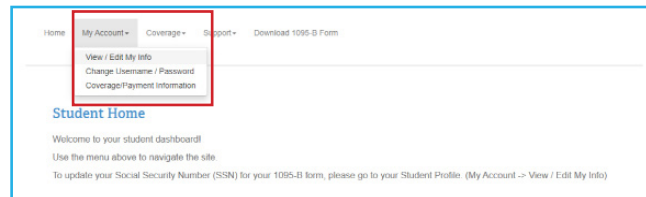
How to Access Your 1095-B Form Online

If you already have an AHP account:
Log in at myahpcare.com/ahp-login.



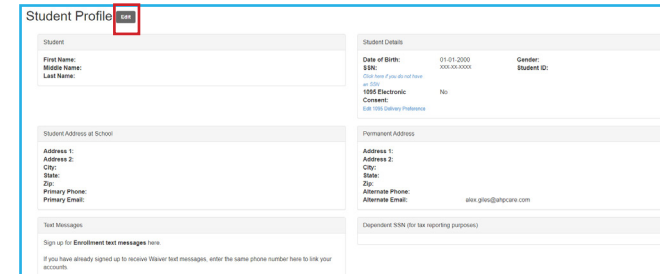
If you do not have an AHP account:
Register at myahpcare.com/register.

1



2 To access your 1095-B form, you must first provide consent. To provide consent, click **My Account**, then select **View/Edit My Info**.

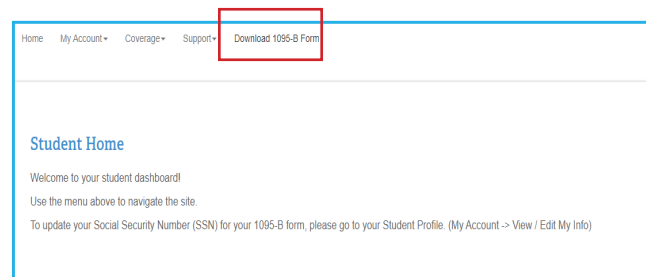
If you have previously provided your consent, skip to Step 5.



3 Click **Edit** next to Student Profile.

4

Select the check box next to "1095 Electronic Consent". Click **Save Changes**.



5 Click on **Download 1095-B Form**. From here, you can download and save your 1095-B form.

Questions?
Please call us at 855-247-2273
or email us at
1095BForm@myahpcare.com.